



Jyothi Engineering College
 Jyothi Hills, Panjal Road, Vettikattiri PO, Cheruthuruthy Thrissur, Kerala
 679531

Phone: 04884259000, info@jecc.ac.in

Session : SSS_ December 2022


Session Id : GS-SN7-Dec-2022

Survey Id : GS10-Dec-2022

Users Completed : 559

Overall Score : 72.57


| Section | Question | Option | Mark | Opted | Opted % | Marks |
|--|--|-------------------------|------|--------|---------|-------|
| A | 1. How much of the syllabus was covered in the class? | 85 to 100% | 5.00 | 134 | 23.76% | 670 |
| | | 70 to 84% | 4.00 | 233 | 41.31% | 932 |
| | | 55 to 69% | 3.00 | 152 | 26.95% | 456 |
| | | 30 to 54% | 2.00 | 36 | 6.38% | 72 |
| | | Below 30% | 1.00 | 9 | 1.6% | 9 |
| | 2. How well did the teachers prepare for the classes? | Thoroughly | 5.00 | 114 | 20.18% | 570 |
| | | Satisfactorily | 4.00 | 382 | 67.61% | 1528 |
| | | Poorly | 3.00 | 52 | 9.2% | 156 |
| | | Indifferently | 2.00 | 10 | 1.77% | 20 |
| | | Won't teach at all | 1.00 | 7 | 1.24% | 7 |
| | 3. How well were the teachers able to communicate? | Always effective | 5.00 | 176 | 31.15% | 880 |
| | | Sometimes effective | 4.00 | 255 | 45.13% | 1020 |
| | | Just satisfactorily | 3.00 | 111 | 19.65% | 333 |
| | | Generally ineffective | 2.00 | 16 | 2.83% | 32 |
| | | Very poor communication | 1.00 | 7 | 1.24% | 7 |
| | 4. The teacher's approach to teaching can best be described as | Excellent | 5.00 | 137 | 24.25% | 685 |
| | | Very good | 4.00 | 215 | 38.05% | 860 |
| | | Good | 3.00 | 158 | 27.96% | 474 |
| | | Fair | 2.00 | 43 | 7.61% | 86 |
| | | Poor | 1.00 | 12 | 2.12% | 12 |
| | 5. Fairness of the internal evaluation process by the teachers | Always fair | 5.00 | 185 | 32.86% | 925 |
| | | Usually fair | 4.00 | 288 | 51.15% | 1152 |
| | | Sometimes unfair | 3.00 | 75 | 13.32% | 225 |
| | | Usually unfair | 2.00 | 7 | 1.24% | 14 |
| Unfair | | 1.00 | 8 | 1.42% | 8 | |
| 6. Was your performance in assignments discussed with you? | Every time | 5.00 | 147 | 26.11% | 735 | |
| | Usually | 4.00 | 253 | 44.94% | 1012 | |
| | Occasionally/Sometimes | 3.00 | 117 | 20.78% | 351 | |
| | Rarely | 2.00 | 28 | 4.97% | 56 | |
| | Never | 1.00 | 18 | 3.2% | 18 | |



| | | | | | |
|---|------------------------|------|-----|--------|------|
| 7. The institute takes active interest in promoting internship, student exchange, field visit opportunities for students. | Regularly | 5.00 | 158 | 28.01% | 790 |
| | Often | 4.00 | 200 | 35.46% | 800 |
| | Sometimes | 3.00 | 120 | 21.28% | 360 |
| | Rarely | 2.00 | 61 | 10.82% | 122 |
| | Never | 1.00 | 25 | 4.43% | 25 |
| 8. The teaching and mentoring process in your institution facilitates you in cognitive, social and emotional growth. | Significantly | 5.00 | 137 | 24.25% | 685 |
| | Very well | 4.00 | 213 | 37.7% | 852 |
| | Moderately | 3.00 | 161 | 28.5% | 483 |
| | Marginally | 2.00 | 30 | 5.31% | 60 |
| | Not at all | 1.00 | 24 | 4.25% | 24 |
| 9. The institution provides multiple opportunities to learn and grow. | Strongly agree | 5.00 | 123 | 21.77% | 615 |
| | Agree | 4.00 | 232 | 41.06% | 928 |
| | Neutral | 3.00 | 157 | 27.79% | 471 |
| | Disagree | 2.00 | 35 | 6.19% | 70 |
| | Strongly disagree | 1.00 | 18 | 3.19% | 18 |
| 10. Teachers inform you about your expected competencies, course outcomes and programme outcomes. | Every time | 5.00 | 149 | 26.37% | 745 |
| | Usually | 4.00 | 269 | 47.61% | 1076 |
| | Occasionally/Sometimes | 3.00 | 104 | 18.41% | 312 |
| | Rarely | 2.00 | 29 | 5.13% | 58 |
| | Never | 1.00 | 14 | 2.48% | 14 |
| 11. Your mentor does a necessary follow-up with an assigned task to you. | Every time | 5.00 | 144 | 25.53% | 720 |
| | Usually | 4.00 | 285 | 50.53% | 1140 |
| | Occasionally/Sometimes | 3.00 | 100 | 17.73% | 300 |
| | Rarely | 2.00 | 26 | 4.61% | 52 |
| | I don't have a mentor | 1.00 | 9 | 1.6% | 9 |
| 12. The teachers illustrate the concepts through examples and applications. | Every time | 5.00 | 151 | 26.63% | 755 |
| | Usually | 4.00 | 261 | 46.03% | 1044 |
| | Occasionally/Sometimes | 3.00 | 115 | 20.28% | 345 |
| | Rarely | 2.00 | 27 | 4.76% | 54 |
| | Never | 1.00 | 13 | 2.29% | 13 |
| 13. The teachers identify your strengths and encourage you with providing right level of challenges. | Fully | 5.00 | 136 | 23.99% | 680 |
| | Reasonably | 4.00 | 255 | 44.97% | 1020 |
| | Partially | 3.00 | 104 | 18.34% | 312 |
| | Slightly | 2.00 | 42 | 7.41% | 84 |
| | Unable to | 1.00 | 30 | 5.29% | 30 |
| 14. Teachers are able to identify your weaknesses and help you to overcome them. | Every time | 5.00 | 127 | 22.4% | 635 |
| | Usually | 4.00 | 231 | 40.74% | 924 |
| | Occasionally/Sometimes | 3.00 | 115 | 20.28% | 345 |



| | | | | | |
|--|-------------------|------|-----|--------|------|
| 15. The institution makes effort to engage students in the monitoring, review and continuous quality improvement of the teaching learning process. | Rarely | 2.00 | 61 | 10.76% | 122 |
| | Never | 1.00 | 33 | 5.82% | 33 |
| | Strongly agree | 5.00 | 148 | 26.19% | 740 |
| | Agree | 4.00 | 235 | 41.59% | 940 |
| | Neutral | 3.00 | 138 | 24.42% | 414 |
| | Disagree | 2.00 | 27 | 4.78% | 54 |
| 16. The institute/ teachers use student centric methods, such as experiential learning, participative learning and problem-solving methodologies for enhancing learning experiences. | Strongly disagree | 1.00 | 17 | 3.01% | 17 |
| | To a great extent | 5.00 | 135 | 23.98% | 675 |
| | Moderate | 4.00 | 275 | 48.85% | 1100 |
| | Some what | 3.00 | 95 | 16.87% | 285 |
| | Very little | 2.00 | 42 | 7.46% | 84 |
| 17. Teachers encourage you to participate in extracurricular activities. | Not at all | 1.00 | 16 | 2.84% | 16 |
| | Strongly agree | 5.00 | 116 | 20.6% | 580 |
| | Agree | 4.00 | 218 | 38.72% | 872 |
| | Neutral | 3.00 | 156 | 27.71% | 468 |
| | Disagree | 2.00 | 43 | 7.64% | 86 |
| 18. Efforts are made by the institute/ teachers to inculcate soft skills, life skills and employability skills to make you ready for the world of work. | Strongly disagree | 1.00 | 30 | 5.33% | 30 |
| | To a great extent | 5.00 | 137 | 24.25% | 685 |
| | Moderate | 4.00 | 254 | 44.96% | 1016 |
| | Some what | 3.00 | 107 | 18.94% | 321 |
| | Very little | 2.00 | 43 | 7.61% | 86 |
| 19. What percentage of teachers use ICT tools such as LCD projector, Multimedia, etc. while teaching. | Not at all | 1.00 | 24 | 4.25% | 24 |
| | Above 90% | 5.00 | 229 | 40.53% | 1145 |
| | 70 - 89% | 4.00 | 221 | 39.12% | 884 |
| | 50 - 69% | 3.00 | 83 | 14.69% | 249 |
| | 30 - 49% | 2.00 | 17 | 3.01% | 34 |
| 20. The overall quality of teaching-learning process in your institute is very good. | Below 29% | 1.00 | 15 | 2.65% | 15 |
| | Strongly agree | 5.00 | 131 | 23.19% | 655 |
| | Agree | 4.00 | 255 | 45.13% | 1020 |
| | Neutral | 3.00 | 145 | 25.66% | 435 |
| | Disagree | 2.00 | 18 | 3.19% | 36 |
| | Strongly disagree | 1.00 | 16 | 2.83% | 16 |



BATCH WISE RESULTS - SAMPLE



Jyothi Engineering College
 Jyothi Hills, Panjal Road, Vettikattiri PO, Cheruthuruthy Thrissur, Kerala
 679531

Phone: 04884259000, info@jecc.ac.in

Session : SSS_ December 2022 - CE 2K20


Session Id : GS-SN7-Dec-2022

Survey Id : GS10-Dec-2022


Users Completed : 36

Overall Score : 77.5


| Section | Question | Option | Mark | Opted | Opted % | Marks |
|--|--|-------------------------|------|--------|---------|-------|
| A | 1. How much of the syllabus was covered in the class? | 85 to 100% | 5.00 | 7 | 19.44% | 35 |
| | | 70 to 84% | 4.00 | 24 | 66.67% | 96 |
| | | 55 to 69% | 3.00 | 4 | 11.11% | 12 |
| | | 30 to 54% | 2.00 | 1 | 2.78% | 2 |
| | | Below 30% | 1.00 | 0 | 0% | 0 |
| | 2. How well did the teachers prepare for the classes? | Thoroughly | 5.00 | 5 | 13.89% | 25 |
| | | Satisfactorily | 4.00 | 30 | 83.33% | 120 |
| | | Poorly | 3.00 | 1 | 2.78% | 3 |
| | | Indifferently | 2.00 | 0 | 0% | 0 |
| | | Won't teach at all | 1.00 | 0 | 0% | 0 |
| | 3. How well were the teachers able to communicate? | Always effective | 5.00 | 6 | 16.67% | 30 |
| | | Sometimes effective | 4.00 | 23 | 63.89% | 92 |
| | | Just satisfactorily | 3.00 | 7 | 19.44% | 21 |
| | | Generally ineffective | 2.00 | 0 | 0% | 0 |
| | | Very poor communication | 1.00 | 0 | 0% | 0 |
| | 4. The teacher's approach to teaching can best be described as | Excellent | 5.00 | 7 | 19.44% | 35 |
| | | Very good | 4.00 | 15 | 41.67% | 60 |
| | | Good | 3.00 | 13 | 36.11% | 39 |
| | | Fair | 2.00 | 1 | 2.78% | 2 |
| | | Poor | 1.00 | 0 | 0% | 0 |
| | 5. Fairness of the internal evaluation process by the teachers | Always fair | 5.00 | 8 | 22.22% | 40 |
| | | Usually fair | 4.00 | 21 | 58.33% | 84 |
| | | Sometimes unfair | 3.00 | 7 | 19.44% | 21 |
| | | Usually unfair | 2.00 | 0 | 0% | 0 |
| | | Unfair | 1.00 | 0 | 0% | 0 |
| 6. Was your performance in assignments discussed with you? | Every time | 5.00 | 5 | 13.89% | 25 | |
| | Usually | 4.00 | 17 | 47.22% | 68 | |
| | Occasionally/Sometimes | 3.00 | 11 | 30.56% | 33 | |
| | Rarely | 2.00 | 3 | 8.33% | 6 | |
| | Never | 1.00 | 0 | 0% | 0 | |



| | | | | | |
|---|------------------------|------|----|--------|----|
| 7. The institute takes active interest in promoting internship, student exchange, field visit opportunities for students. | Regularly | 5.00 | 6 | 16.67% | 30 |
| | Often | 4.00 | 17 | 47.22% | 68 |
| | Sometimes | 3.00 | 12 | 33.33% | 36 |
| | Rarely | 2.00 | 1 | 2.78% | 2 |
| | Never | 1.00 | 0 | 0% | 0 |
| 8. The teaching and mentoring process in your institution facilitates you in cognitive, social and emotional growth. | Significantly | 5.00 | 9 | 25% | 45 |
| | Very well | 4.00 | 15 | 41.67% | 60 |
| | Moderately | 3.00 | 11 | 30.56% | 33 |
| | Marginally | 2.00 | 1 | 2.78% | 2 |
| | Not at all | 1.00 | 0 | 0% | 0 |
| 9. The institution provides multiple opportunities to learn and grow. | Strongly agree | 5.00 | 7 | 19.44% | 35 |
| | Agree | 4.00 | 15 | 41.67% | 60 |
| | Neutral | 3.00 | 14 | 38.89% | 42 |
| | Disagree | 2.00 | 0 | 0% | 0 |
| | Strongly disagree | 1.00 | 0 | 0% | 0 |
| 10. Teachers inform you about your expected competencies, course outcomes and programme outcomes. | Every time | 5.00 | 6 | 16.67% | 30 |
| | Usually | 4.00 | 20 | 55.56% | 80 |
| | Occasionally/Sometimes | 3.00 | 8 | 22.22% | 24 |
| | Rarely | 2.00 | 2 | 5.56% | 4 |
| | Never | 1.00 | 0 | 0% | 0 |
| 11. Your mentor does a necessary follow-up with an assigned task to you. | Every time | 5.00 | 5 | 13.89% | 25 |
| | Usually | 4.00 | 23 | 63.89% | 92 |
| | Occasionally/Sometimes | 3.00 | 8 | 22.22% | 24 |
| | Rarely | 2.00 | 0 | 0% | 0 |
| | I don't have a mentor | 1.00 | 0 | 0% | 0 |
| 12. The teachers illustrate the concepts through examples and applications. | Every time | 5.00 | 5 | 13.89% | 25 |
| | Usually | 4.00 | 24 | 66.67% | 96 |
| | Occasionally/Sometimes | 3.00 | 6 | 16.67% | 18 |
| | Rarely | 2.00 | 1 | 2.78% | 2 |
| | Never | 1.00 | 0 | 0% | 0 |
| 13. The teachers identify your strengths and encourage you with providing right level of challenges. | Fully | 5.00 | 6 | 16.67% | 30 |
| | Reasonably | 4.00 | 19 | 52.78% | 76 |
| | Partially | 3.00 | 9 | 25% | 27 |
| | Slightly | 2.00 | 1 | 2.78% | 2 |
| | Unable to | 1.00 | 1 | 2.78% | 1 |
| 14. Teachers are able to identify your weaknesses and help you to overcome them. | Every time | 5.00 | 6 | 16.67% | 30 |
| | Usually | 4.00 | 17 | 47.22% | 68 |
| | Occasionally/Sometimes | 3.00 | 9 | 25% | 27 |



| | | | | | |
|---|--|-------------------|------|--------|--------|
| | Rarely | 2.00 | 3 | 8.33% | 6 |
| | Never | 1.00 | 1 | 2.78% | 1 |
| 15. The institution makes effort to engage students in the monitoring, review and continuous quality improvement of the teaching learning process. | Strongly agree | 5.00 | 7 | 19.44% | 35 |
| | Agree | 4.00 | 18 | 50% | 72 |
| | Neutral | 3.00 | 11 | 30.56% | 33 |
| | Disagree | 2.00 | 0 | 0% | 0 |
| | Strongly disagree | 1.00 | 0 | 0% | 0 |
| | 16. The institute/ teachers use student centric methods, such as experiential learning, participative learning and problem-solving methodologies for enhancing learning experiences. | To a great extent | 5.00 | 5 | 13.89% |
| Moderate | | 4.00 | 25 | 69.44% | 100 |
| Some what | | 3.00 | 5 | 13.89% | 15 |
| Very little | | 2.00 | 1 | 2.78% | 2 |
| Not at all | | 1.00 | 0 | 0% | 0 |
| 17. Teachers encourage you to participate in extracurricular activities. | Strongly agree | 5.00 | 5 | 13.89% | 25 |
| | Agree | 4.00 | 18 | 50% | 72 |
| | Neutral | 3.00 | 10 | 27.78% | 30 |
| | Disagree | 2.00 | 3 | 8.33% | 6 |
| | Strongly disagree | 1.00 | 0 | 0% | 0 |
| 18. Efforts are made by the institute/ teachers to inculcate soft skills, life skills and employability skills to make you ready for the world of work. | To a great extent | 5.00 | 8 | 22.22% | 40 |
| | Moderate | 4.00 | 19 | 52.78% | 76 |
| | Some what | 3.00 | 8 | 22.22% | 24 |
| | Very little | 2.00 | 1 | 2.78% | 2 |
| | Not at all | 1.00 | 0 | 0% | 0 |
| 19. What percentage of teachers use ICT tools such as LCD projector, Multimedia, etc. while teaching. | Above 90% | 5.00 | 8 | 22.22% | 40 |
| | 70 – 89% | 4.00 | 21 | 58.33% | 84 |
| | 50 – 69% | 3.00 | 7 | 19.44% | 21 |
| | 30 – 49% | 2.00 | 0 | 0% | 0 |
| | Below 29% | 1.00 | 0 | 0% | 0 |
| 20. The overall quality of teaching-learning process in your institute is very good. | Strongly agree | 5.00 | 6 | 16.67% | 30 |
| | Agree | 4.00 | 18 | 50% | 72 |
| | Neutral | 3.00 | 12 | 33.33% | 36 |
| | Disagree | 2.00 | 0 | 0% | 0 |
| | Strongly disagree | 1.00 | 0 | 0% | 0 |



BATCH WISE RESULTS -SAMPLE



Jyothi Engineering College
Jyothi Hills, Panjal Road, Vettikattiri PO, Cheruthuruthy Thrissur, Kerala
679531

Phone: 04884259000, info@jecc.ac.in

Session : SSS_ December 2022 - ECE 2K20

Session Id : GS-SN7-Dec-2022

Survey Id : GS10-Dec-2022


Users Completed : 33

Overall Score : 67.76

| Section | Question | Option | Mark | Opted | Opted % | Marks |
|------------------------|--|-------------------------|------|--------|---------|-------|
| A | 1. How much of the syllabus was covered in the class? | 85 to 100% | 5.00 | 5 | 15.15% | 25 |
| | | 70 to 84% | 4.00 | 16 | 48.48% | 64 |
| | | 55 to 69% | 3.00 | 7 | 21.21% | 21 |
| | | 30 to 54% | 2.00 | 3 | 9.09% | 6 |
| | | Below 30% | 1.00 | 2 | 6.06% | 2 |
| | 2. How well did the teachers prepare for the classes? | Thoroughly | 5.00 | 4 | 12.12% | 20 |
| | | Satisfactorily | 4.00 | 22 | 66.67% | 88 |
| | | Poorly | 3.00 | 5 | 15.15% | 15 |
| | | Indifferently | 2.00 | 0 | 0% | 0 |
| | | Won't teach at all | 1.00 | 2 | 6.06% | 2 |
| | 3. How well were the teachers able to communicate? | Always effective | 5.00 | 6 | 18.18% | 30 |
| | | Sometimes effective | 4.00 | 14 | 42.42% | 56 |
| | | Just satisfactorily | 3.00 | 8 | 24.24% | 24 |
| | | Generally ineffective | 2.00 | 2 | 6.06% | 4 |
| | | Very poor communication | 1.00 | 3 | 9.09% | 3 |
| | 4. The teacher's approach to teaching can best be described as | Excellent | 5.00 | 5 | 15.15% | 25 |
| | | Very good | 4.00 | 12 | 36.36% | 48 |
| | | Good | 3.00 | 10 | 30.3% | 30 |
| | | Fair | 2.00 | 3 | 9.09% | 6 |
| | | Poor | 1.00 | 3 | 9.09% | 3 |
| | 5. Fairness of the internal evaluation process by the teachers | Always fair | 5.00 | 6 | 18.18% | 30 |
| | | Usually fair | 4.00 | 22 | 66.67% | 88 |
| | | Sometimes unfair | 3.00 | 2 | 6.06% | 6 |
| | | Usually unfair | 2.00 | 0 | 0% | 0 |
| | | Unfair | 1.00 | 3 | 9.09% | 3 |
| | 6. Was your performance in assignments discussed with you? | Every time | 5.00 | 4 | 12.12% | 20 |
| Usually | | 4.00 | 14 | 42.42% | 56 | |
| Occasionally/Sometimes | | 3.00 | 10 | 30.3% | 30 | |
| Rarely | | 2.00 | 1 | 3.03% | 2 | |
| Never | | 1.00 | 4 | 12.12% | 4 | |



| | | | | | |
|---|------------------------|------|----|--------|----|
| 7. The institute takes active interest in promoting internship, student exchange, field visit opportunities for students. | Regularly | 5.00 | 4 | 12.12% | 20 |
| | Often | 4.00 | 10 | 30.3% | 40 |
| | Sometimes | 3.00 | 8 | 24.24% | 24 |
| | Rarely | 2.00 | 5 | 15.15% | 10 |
| | Never | 1.00 | 6 | 18.18% | 6 |
| 8. The teaching and mentoring process in your institution facilitates you in cognitive, social and emotional growth. | Significantly | 5.00 | 4 | 12.12% | 20 |
| | Very well | 4.00 | 12 | 36.36% | 48 |
| | Moderately | 3.00 | 9 | 27.27% | 27 |
| | Marginally | 2.00 | 4 | 12.12% | 8 |
| | Not at all | 1.00 | 4 | 12.12% | 4 |
| 9. The institution provides multiple opportunities to learn and grow. | Strongly agree | 5.00 | 3 | 9.09% | 15 |
| | Agree | 4.00 | 14 | 42.42% | 56 |
| | Neutral | 3.00 | 9 | 27.27% | 27 |
| | Disagree | 2.00 | 5 | 15.15% | 10 |
| | Strongly disagree | 1.00 | 2 | 6.06% | 2 |
| 10. Teachers inform you about your expected competencies, course outcomes and programme outcomes. | Every time | 5.00 | 5 | 15.15% | 25 |
| | Usually | 4.00 | 16 | 48.48% | 64 |
| | Occasionally/Sometimes | 3.00 | 5 | 15.15% | 15 |
| | Rarely | 2.00 | 3 | 9.09% | 6 |
| | Never | 1.00 | 4 | 12.12% | 4 |
| 11. Your mentor does a necessary follow-up with an assigned task to you. | Every time | 5.00 | 2 | 6.06% | 10 |
| | Usually | 4.00 | 21 | 63.64% | 84 |
| | Occasionally/Sometimes | 3.00 | 5 | 15.15% | 15 |
| | Rarely | 2.00 | 2 | 6.06% | 4 |
| | I don't have a mentor | 1.00 | 3 | 9.09% | 3 |
| 12. The teachers illustrate the concepts through examples and applications. | Every time | 5.00 | 6 | 18.18% | 30 |
| | Usually | 4.00 | 15 | 45.45% | 60 |
| | Occasionally/Sometimes | 3.00 | 5 | 15.15% | 15 |
| | Rarely | 2.00 | 4 | 12.12% | 8 |
| | Never | 1.00 | 3 | 9.09% | 3 |
| 13. The teachers identify your strengths and encourage you with providing right level of challenges. | Fully | 5.00 | 2 | 6.06% | 10 |
| | Reasonably | 4.00 | 17 | 51.52% | 68 |
| | Partially | 3.00 | 5 | 15.15% | 15 |
| | Slightly | 2.00 | 4 | 12.12% | 8 |
| | Unable to | 1.00 | 5 | 15.15% | 5 |
| 14. Teachers are able to identify your weaknesses and help you to overcome them. | Every time | 5.00 | 4 | 12.12% | 20 |
| | Usually | 4.00 | 12 | 36.36% | 48 |
| | Occasionally/Sometimes | 3.00 | 5 | 15.15% | 15 |



| | | | | | |
|---|-------------------|------|----|--------|----|
| | Rarely | 2.00 | 6 | 18.18% | 12 |
| | Never | 1.00 | 6 | 18.18% | 6 |
| 13. The institution makes effort to engage students in the monitoring, review and continuous quality improvement of the teaching learning process. | Strongly agree | 5.00 | 4 | 15.15% | 24 |
| | Agree | 4.00 | 15 | 45.45% | 60 |
| | Neutral | 3.00 | 7 | 21.21% | 21 |
| | Disagree | 2.00 | 3 | 9.09% | 6 |
| | Strongly disagree | 1.00 | 3 | 9.09% | 3 |
| 14. The institute teachers use student centric methods, such as experiential learning, participative learning and problem-solving methodologies for enhancing learning experiences. | To a great extent | 5.00 | 5 | 15.15% | 25 |
| | Moderate | 4.00 | 15 | 45.45% | 60 |
| | Some what | 3.00 | 5 | 15.15% | 15 |
| | Very little | 2.00 | 3 | 9.09% | 6 |
| | Not at all | 1.00 | 5 | 15.15% | 5 |
| 17. Teachers encourage you to participate in extra-curricular activities. | Strongly agree | 5.00 | 5 | 9.09% | 15 |
| | Agree | 4.00 | 13 | 30.30% | 52 |
| | Neutral | 3.00 | 4 | 21.21% | 24 |
| | Disagree | 2.00 | 5 | 15.15% | 10 |
| | Strongly disagree | 1.00 | 4 | 12.12% | 4 |
| 18. Efforts are made by the institute teachers to nurture soft skills, life skills and employability skills to make you ready for the world of work. | To a great extent | 5.00 | 5 | 9.09% | 15 |
| | Moderate | 4.00 | 13 | 30.30% | 52 |
| | Some what | 3.00 | 6 | 14.14% | 18 |
| | Very little | 2.00 | 7 | 21.21% | 18 |
| | Not at all | 1.00 | 4 | 12.12% | 4 |
| 19. What percentage of teachers use ICT tools such as LMS, projector, Multimedia, etc. while teaching. | Above 90% | 5.00 | 4 | 12.12% | 10 |
| | 70 - 80% | 4.00 | 13 | 30.30% | 52 |
| | 50 - 60% | 3.00 | 9 | 21.21% | 27 |
| | 30 - 40% | 2.00 | 7 | 17.17% | 10 |
| | Below 20% | 1.00 | 2 | 9.09% | 2 |
| 20. The overall quality of teaching-learning process in your institute is very good. | Strongly agree | 5.00 | 3 | 9.09% | 15 |
| | Agree | 4.00 | 13 | 40.40% | 60 |
| | Neutral | 3.00 | 9 | 27.27% | 27 |
| | Disagree | 2.00 | 2 | 9.09% | 4 |
| | Strongly disagree | 1.00 | 4 | 12.12% | 4 |

The student satisfaction survey conducted in our institution and based on the survey results respective actions are implemented in the teaching learning process.



Jose P
Principal
Dr. JOSE P THERATTIL
Principal
Jyothi Engineering College
Chenduruthy - 676223